



MUSSO EV

MUSSO *EV*



CONQUER NEW TERRITORY



Escaping all the conventions of traditional pickups, the Musso EV is built on over 55 years of pick-up expertise. It brings the toughness, value and capability Musso is known for into the electric era. Smarter, safer and more distinctive than ever, Musso EV sets a new benchmark while staying true to its hard-working roots.

INTRODUCTION



AUTHENTIC. COMFORTABLE.



MODELS

MUSSO EV

The Musso EV builds on over 55 years of expertise in commercial vehicle manufacturing, continuing its legacy by combining proven capability with forward-looking technology to shape the future of the pickup market.



Blazing gold



Drivetrain

- Power: 237 PS
- Torque: 339 Nm
- Full-time all-wheel drive system

Exterior

- 17" Diamond cut alloy wheels
- Black roof rails
- Electrically operated & auto folding heated door mirrors
- Front and rear parking sensors
- Full LED front headlamps

Interior and connectivity

- Premium leather seats
- Power adjustable and ventilated front seats
- Heated front & rear seats
- Heated leather steering wheel
- Automatic dual zone air-conditioning
- 12.3" full colour LCD cluster
- 12.3" smart audio screen with TomTom navigation Apple CarPlay and Google Android Auto
- 3D 360° monitor system

Safety

- 8-airbags
- Smart safety features including: Autonomous Emergency Braking, Lane Departure Warning, Safety Exit Warning, Rear Blind Spot-detection, Rear Cross Traffic Warning and Trailer sway control

COLOUR AND TRIM

The new Musso EV comes in a range of colours, from Space Black to Grand White, Marble Grey, Amazon Green, Ultra Marine and for the bold amongst us Blazing Gold – the choice is yours.



Space Black

Marble Grey

Amazon Green

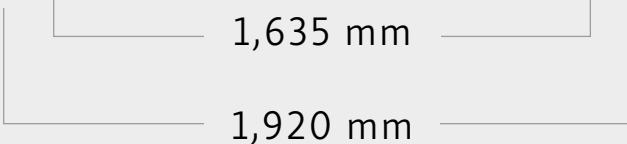
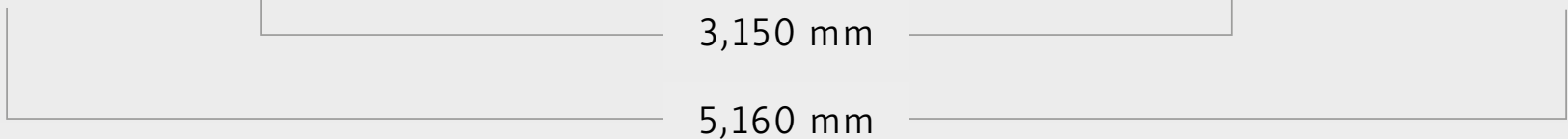
Ultra Marine

Blazing Gold

Grand White

DIMENSIONS

Every angle and detail designed with the best driving experience in mind. Whether parked curbside, on the driveway or in the garage our size guide will help you plan for work, rest and play.



1,750 mm



DRIVETRAIN


DRIVETRAIN

ALL-WHEEL CONFIDENCE. INSTANT EV TORQUE.

Musso EV's dual-motor all-wheel drive system brings immediate traction, balance and control to every surface. With motors on both axles and real-time torque redistribution, it reacts instantly to changing grip levels, whether you're on gravel, mud or wet roads. Add in brake-integrated stability control and smart power management, and you get a pickup that feels sure-footed and smooth, even when conditions are anything but.

Front Wheel
Drivetrain

Rear Wheel
Drivetrain



AWD PERFORMANCE



237

Maximum power (PS/rpm)

339

Maximum torque (Nm/rpm)

7.98

0-62 mph acceleration (secs)



CAPABILITY

CARRY THE EXTRAORDINARY

For work and adventure. The Musso EV doesn't just carry cargo, it carries the legacy of a pick-up that's done the hard miles and come back for more. With a wide, deep and seriously usable load bed measuring 1,345mm long, 1,515mm wide and 510mm deep, the Musso EV is built to move big things without breaking a sweat. Euro-pallet? Easy. And because it's a KGM, clever design comes as standard, with a wide-opening tailgate, integrated tie-downs and a tough, load-ready liner. Whether it's tools of the trade or toys for the weekend, this is a load space that lets you escape the limits of convention.



SPACE FOR EVERYTHING



Deck Rear Bumper Steps



8 Cargo tie-down hooks

ESCAPE THE TARMAC

Combining the proven toughness of a true pick-up with the instant torque and control of electric power, it's designed to tackle rough terrain with confidence and composure. A spacious five-seat cabin keeps everyone comfortable, while its secure load deck is ready for work or adventure, making Musso EV the perfect escape when the road runs out.



Full-time AWD



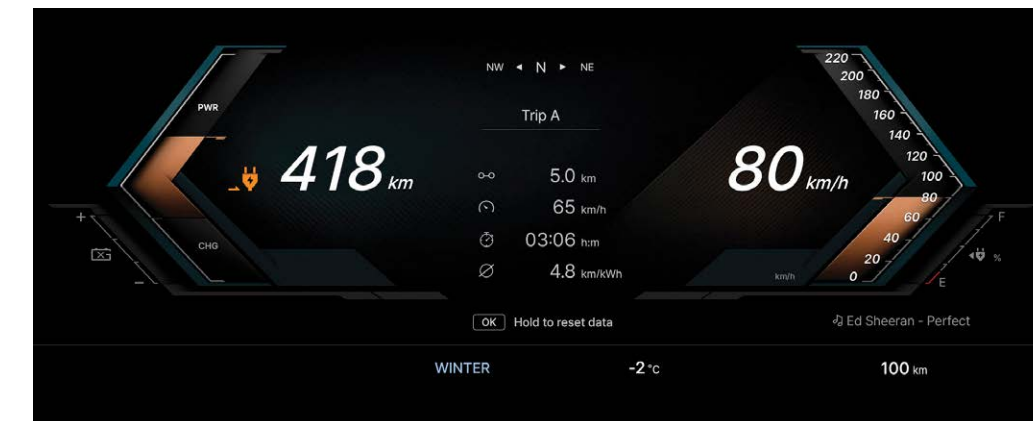
SERIOUS 4X4 CAPABILITY

CAPABILITY

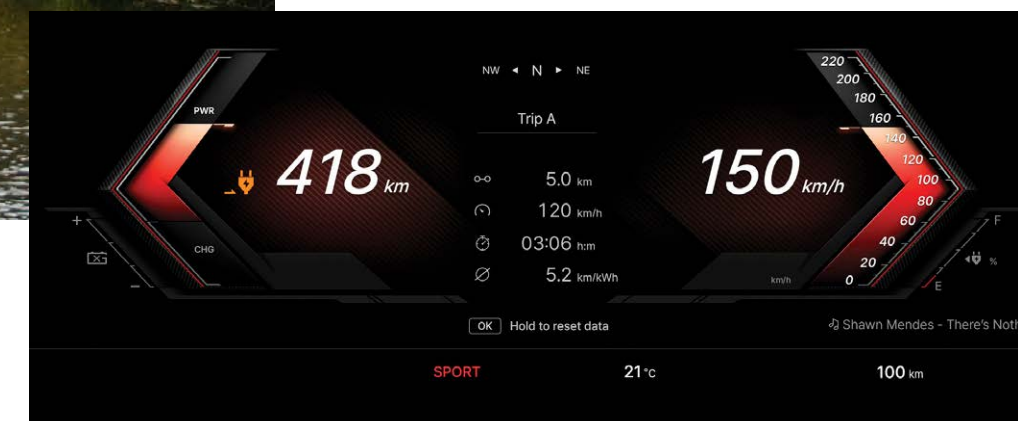
GOING THE DISTANCE

The Musso EV pairs practical utility with electric-vehicle efficiency. It uses an 80.6 kWh lithium-iron-phosphate battery and in its 4WD configuration delivers an estimated WLTP driving range of around 260 miles of city driving on a single charge.

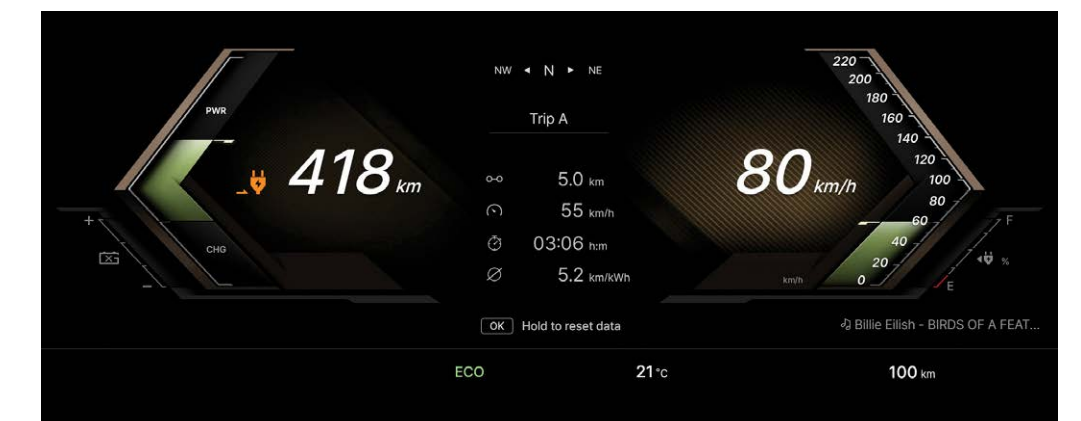
Coupled with intelligent drive modes, Musso EV adapts to you and the road ahead. Switch seamlessly between Eco, Sport, Winter, and Smart modes to suit every journey, from efficient urban commutes to slippery backroads. Each mode optimises torque delivery, regenerative braking, and power use to keep you confident and in control, wherever you're headed.



Winter mode



Sport mode



Eco mode

CAPABILITY



Self-leveling rear suspension



Front and rear skid plates



SHAPED TO GO FURTHER

Musso EV's tough underpinnings are designed for life beyond the tarmac. With generous ground clearance and off-road-ready geometry, it's built to handle slopes, ruts and uneven ground with ease. The self-levelling rear suspension keeps your ride balanced under load, so you stay confident, no matter what you're carrying.



EXTERIOR DESIGN

BEYOND CONVENTIONAL DESIGN

The Musso EV is designed to help you leave the everyday behind. Its bold, muscular exterior and confident stance reflect true pick-up strength, while clean, modern details give it a distinctive electric identity built for life beyond the tarmac. Step inside and the sense of escape continues, with a spacious, SUV-quality interior that blends comfort, technology and practicality in equal measure. Thoughtful design touches create a calm, capable space for long journeys and off-grid adventures alike; making Musso EV a place where work ends, the road opens up and the journey really begins.



Unique grille

Big, imposing, proud and distinctive. The radiator grille is unmistakable in a rear-view mirror.



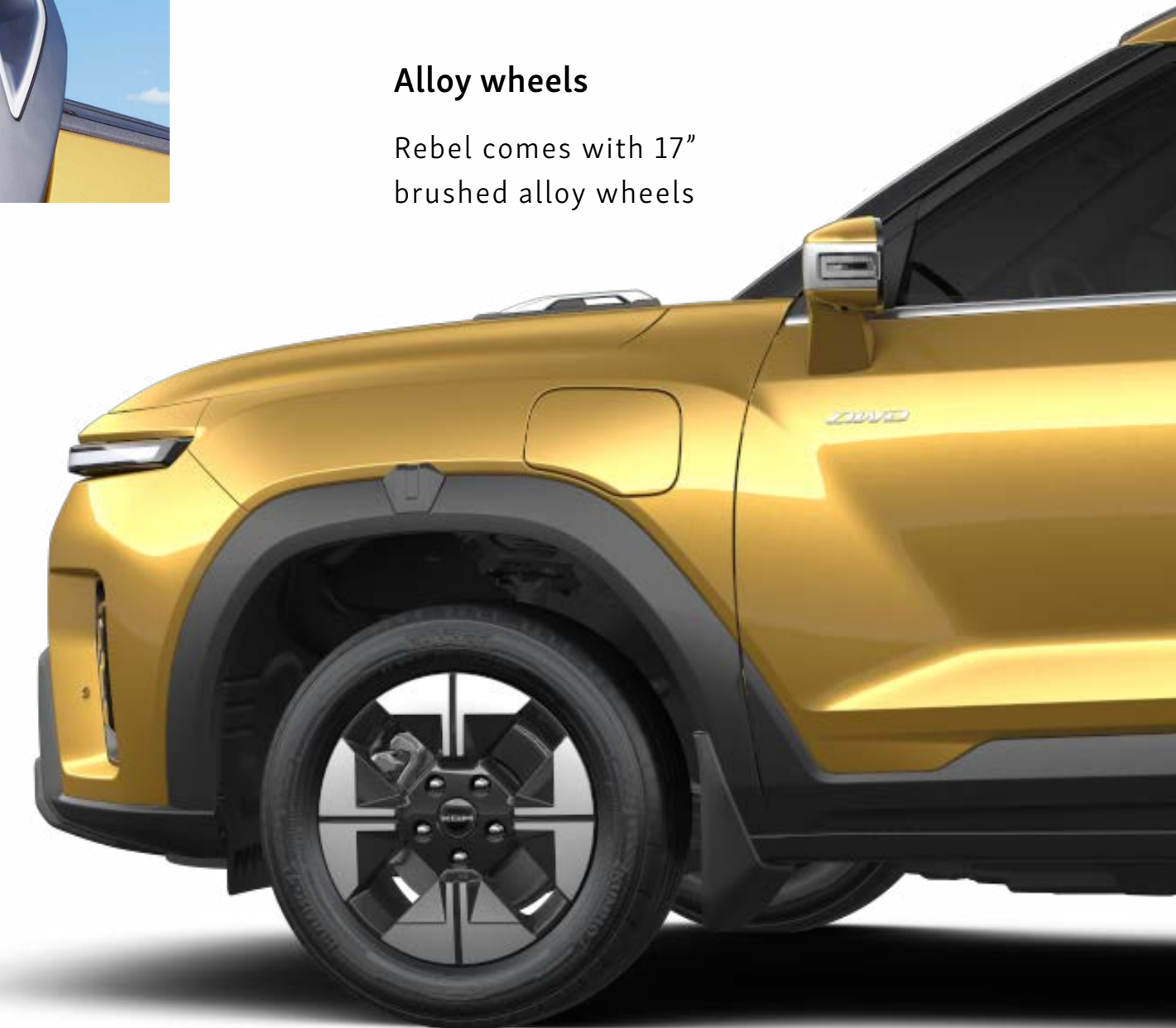
C pillar logo



Wheel arch mouldings

Alloy wheels

Rebel comes with 17" brushed alloy wheels



TOWING

The Musso EV is more than just KGM's first electric pickup, it's a workhorse powered by innovation. With the capability to tow up to 2,300kg and carry 690kg in the load bed, it's engineered to take on tough tasks with zero tailpipe emissions. Whether you're hauling gear, towing a trailer, or heading off the beaten track, the Musso EV delivers uncompromising performance, with the added confidence of a full-time all-wheel drive system.



BUILT TO CARRY, TOW AND CONQUER



Trailer sway control

Driving stability is improved by automatic detection and stabilisation when the trailer begins to yaw or sway.



Front and rear parking sensors



INTERIOR & CONNECTIVITY

THICK SKIN, SOFT INTERIOR

Expansive space throughout the cabin gives every passenger room to relax, with a rear seating area designed to feel open, effortless and accommodating. Forward-thinking design, seamlessly integrated technology and premium finishes create a modern environment that feels intuitive and in control. It's a space that balances comfort with confidence, inviting you to break from the routine and enjoy every mile, wherever the road leads next.



The second-row sliding and reclining functions maximise comfort on long journeys, making family trips even more enjoyable. These features enhance versatility while maintaining a spacious and relaxing interior.

INTERIOR & CONNECTIVITY

INTERIOR DESIGNED

Get comfortable and discover the advanced state-of-the-art infotainment system. Musso EV features a 12.3" touchscreen with Tom Tom navigation, Apple CarPlay and Android Auto to play your favourite driving tunes and podcasts whilst also keeping you on track.



Large cup holders for front



Large cup holders for rear seats



Shift-By-Wire' Toggle Switch



Passenger Seat Walk In Device



Cruise control on steering wheel

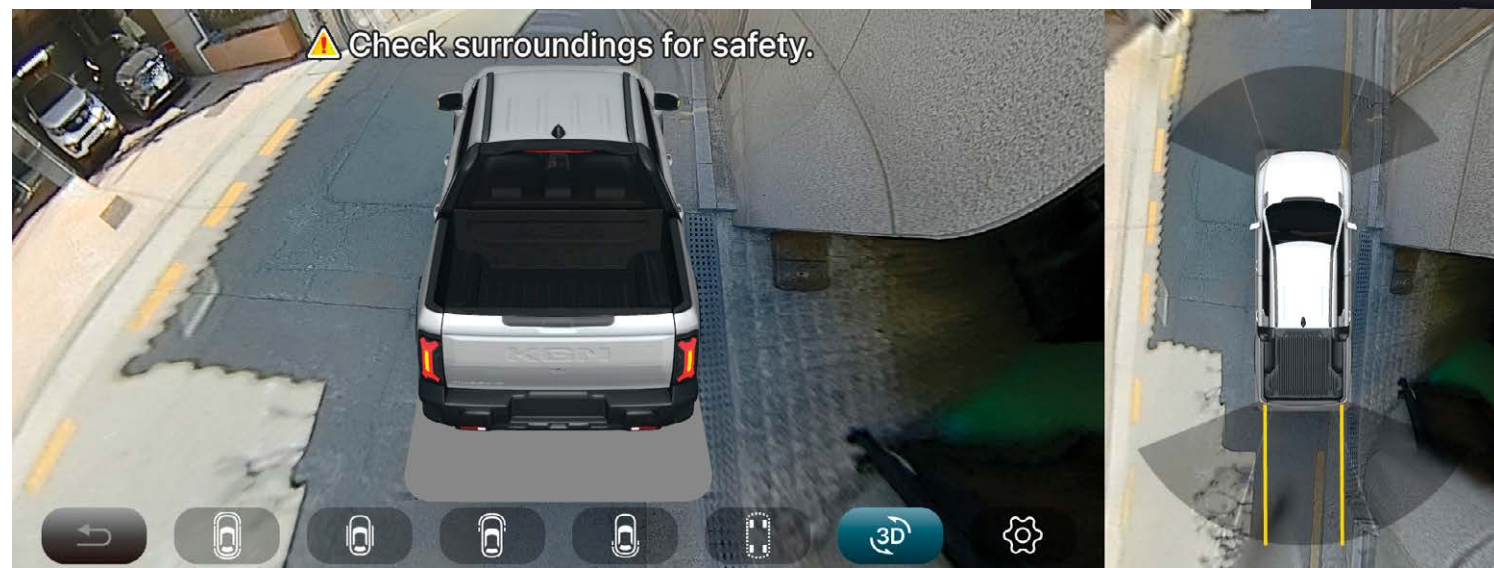


Remote control audio

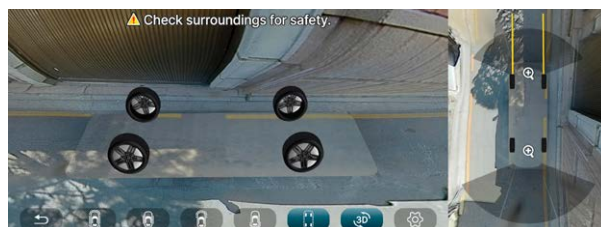


DRIVER INTEL

Combining the proven strength of a true pick-up with intelligent electric innovation, it delivers a driving experience that feels powerful, composed and effortlessly capable. Built on reliability and advanced systems that work seamlessly in the background, the Musso EV redefines what modern pick-up technology should be, giving you the confidence to go further, whatever the journey demands.



3D Around View Monitoring System



Clear Sight Ground View



In-cluster navigation

CLARITY AT YOUR FINGER TIPS

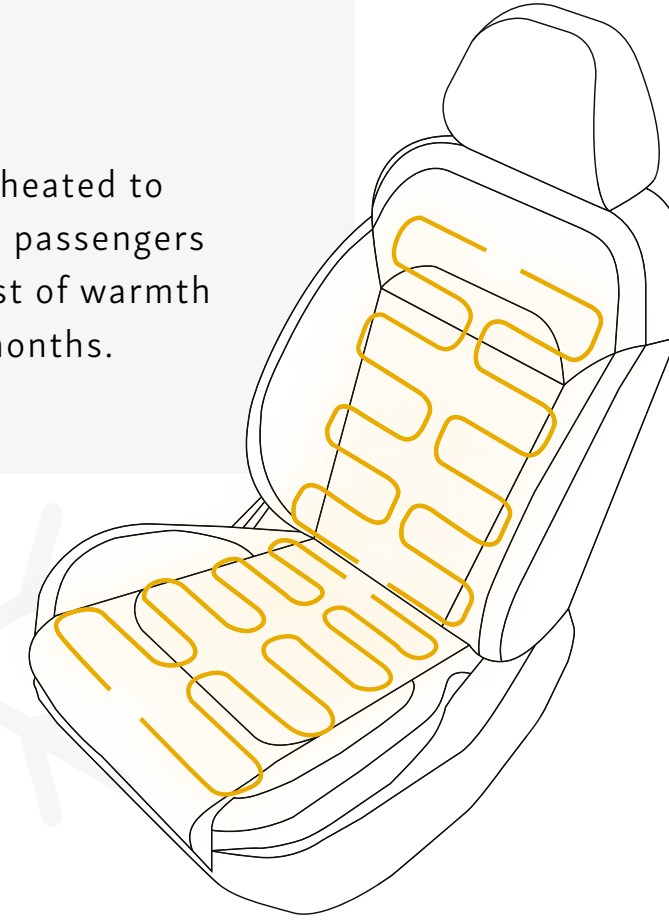
INTERIOR & CONNECTIVITY



Heated Steering Wheel

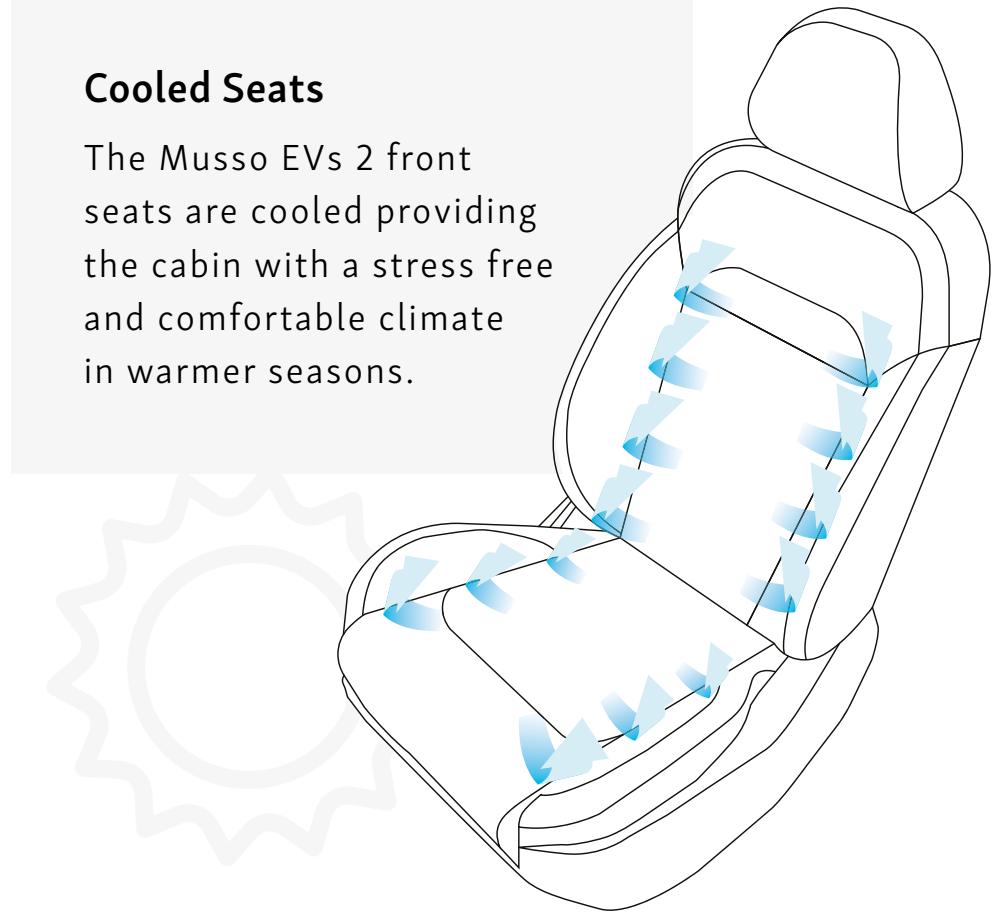
Heated Seats

All 5 seats are heated to give driver and passengers that extra boost of warmth in the colder months.



Cooled Seats

The Musso EV's 2 front seats are cooled providing the cabin with a stress free and comfortable climate in warmer seasons.

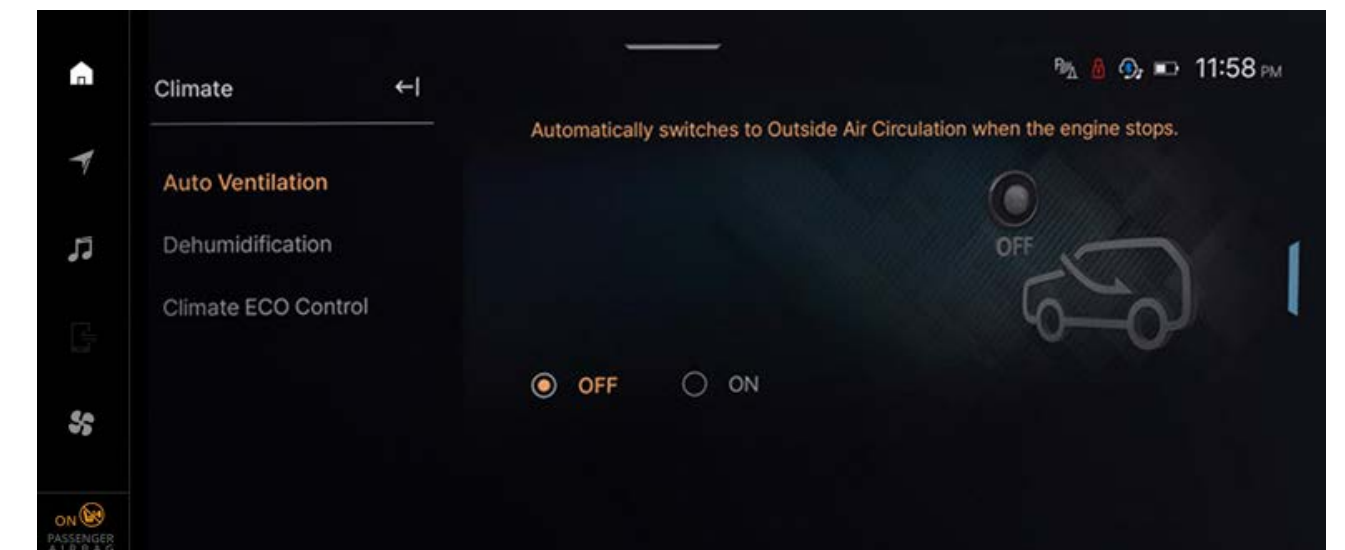


IN COMFORT, IN HARMONY

Koreans talk of 'Noon-Chi'. It's a phrase which means being in touch with the feelings of others and in harmony with your environment. Musso EV has the 'Noon-Chi' you need for a comfortable, harmonious drive.



Dual-zone air conditioning



Auto ventilation



SAFETY

THE FUTURE OF SAFETY

Musso EV is equipped to cope with extremes. The safety measures are cutting edge and built-in to provide maximum security and reassurance in the most testing environments.

8 AIRBAGS

Musso EV has 8-airbags for the greatest possible protection in the event of a sudden stop.

- 1 Driver airbag
- 2 Driver knee airbag
- 3 Passenger airbag
- 4-5 First-row side airbags
- 6-7 Curtain airbags
- 8 First-row far side airbag



A carefully engineered body structure, impact-absorbing steering components and high-strength materials are all designed to reduce the effects of a collision, creating a strong, protective environment that lets you drive with confidence and focus on the journey beyond.

SMART SAFETY


Intelligent Cruise Control

Intelligent adaptive cruise control maintains a safe distance from the vehicle ahead, smoothly managing acceleration, braking, stopping and restarting as traffic flows..



Lane Keeping Assist (LKA)

LKA uses a front camera to monitor the painted lane markers. On detecting an attempt to change lane without prior signalling, it automatically corrects the electric power steering to keep the vehicle within the intended lane.



Autonomous Emergency Braking (AEB)

AEB Automatically activates full braking in an emergency to reduce the vehicle's braking distance to help avoid an accident.



Safety Distance Warning (SDW)

SDW detects the distance from the vehicle ahead and warns the driver when a safe distance is not properly maintained.



Blind Spot Detection

Senses vehicles coming up in the blind spot behind or alongside, the system warns with a flashing light on the outside mirror and warning sound in the cabin.



Rear Cross Traffic Alert

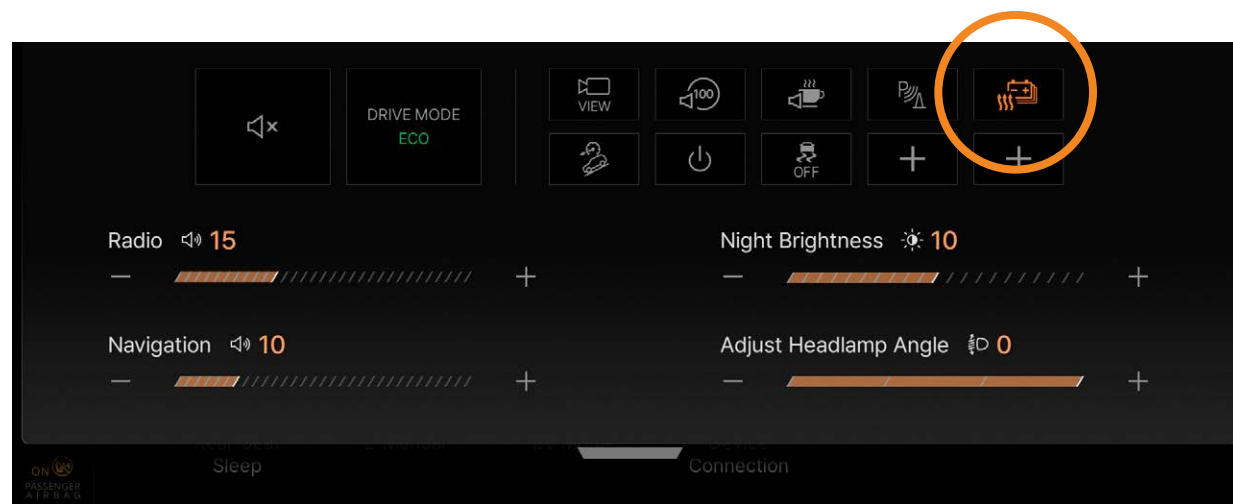
By using rear-corner radar, the system helps to prevent backing into crossing traffic by alerting when vehicles are detected.



CHARGING

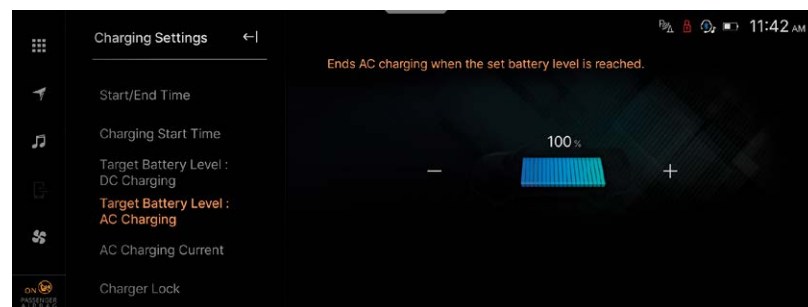
LEAD THE CHARGE

Whether you're topping up at home overnight or charging while on the move, flexible charging options make it easy to stay ready for workdays and weekends away. Simple, convenient and efficient, Musso EV keeps you powered up so you can focus less on stopping and more on getting out there.



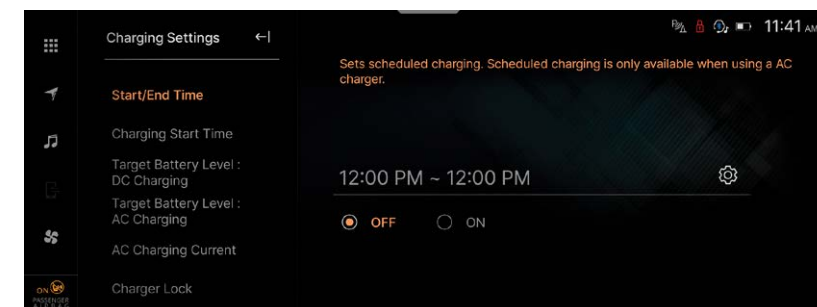
Battery Pre-Conditioning

Improves charging efficiency by preheating the battery, particularly in cold conditions.



Charging Settings

Sets the charging target level via the AVN when using slow (11kW) or rapid chargers, enhancing convenience and efficiency.




Scheduled Charging

Allows setting the start and end time for charging via the AVN when using a slow (11kW) or portable charger.

Charging Time by Charger Type


*At room temperature

300kW Charger




Approx.
36 min

100kW Charger

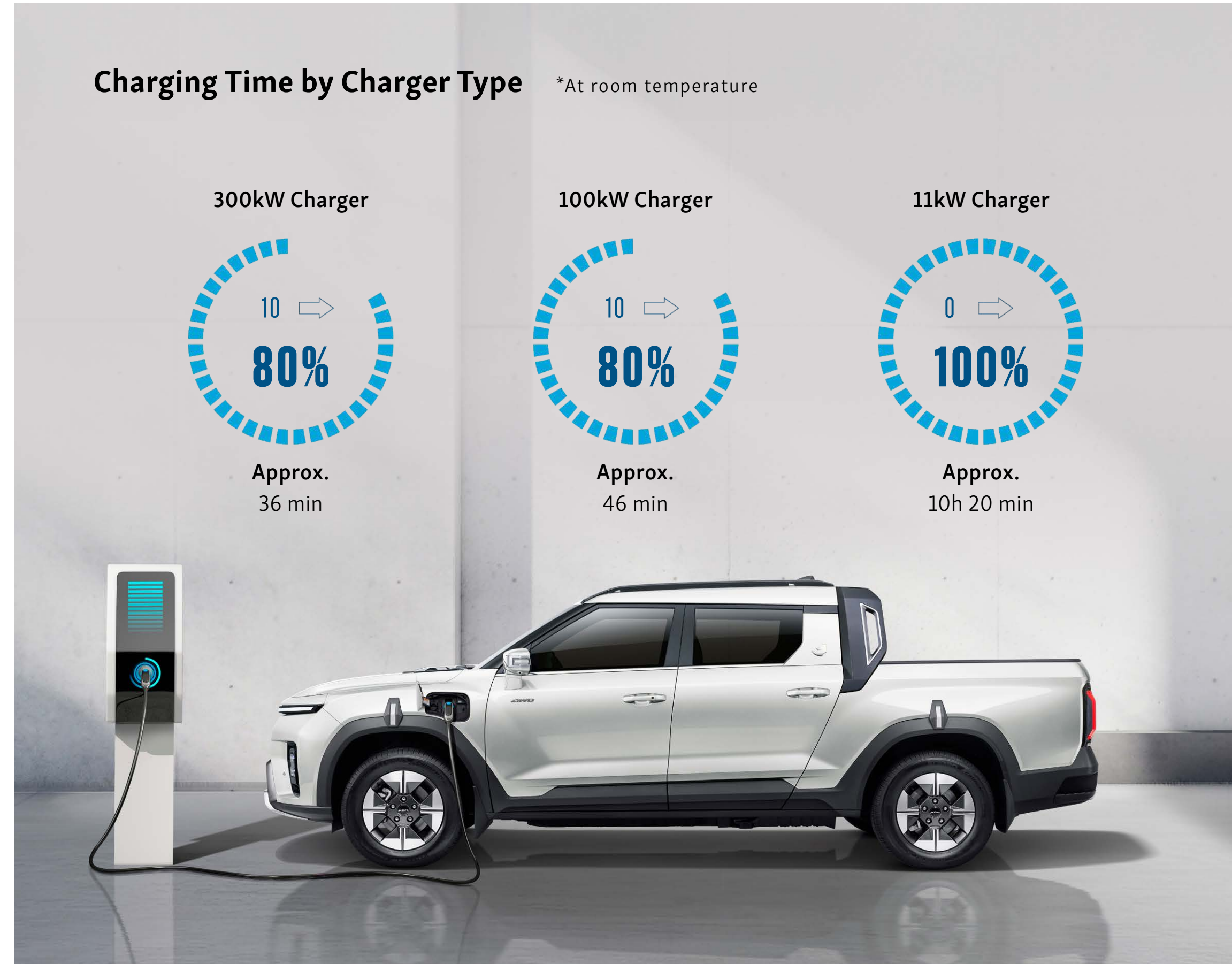


Approx.
46 min

11kW Charger



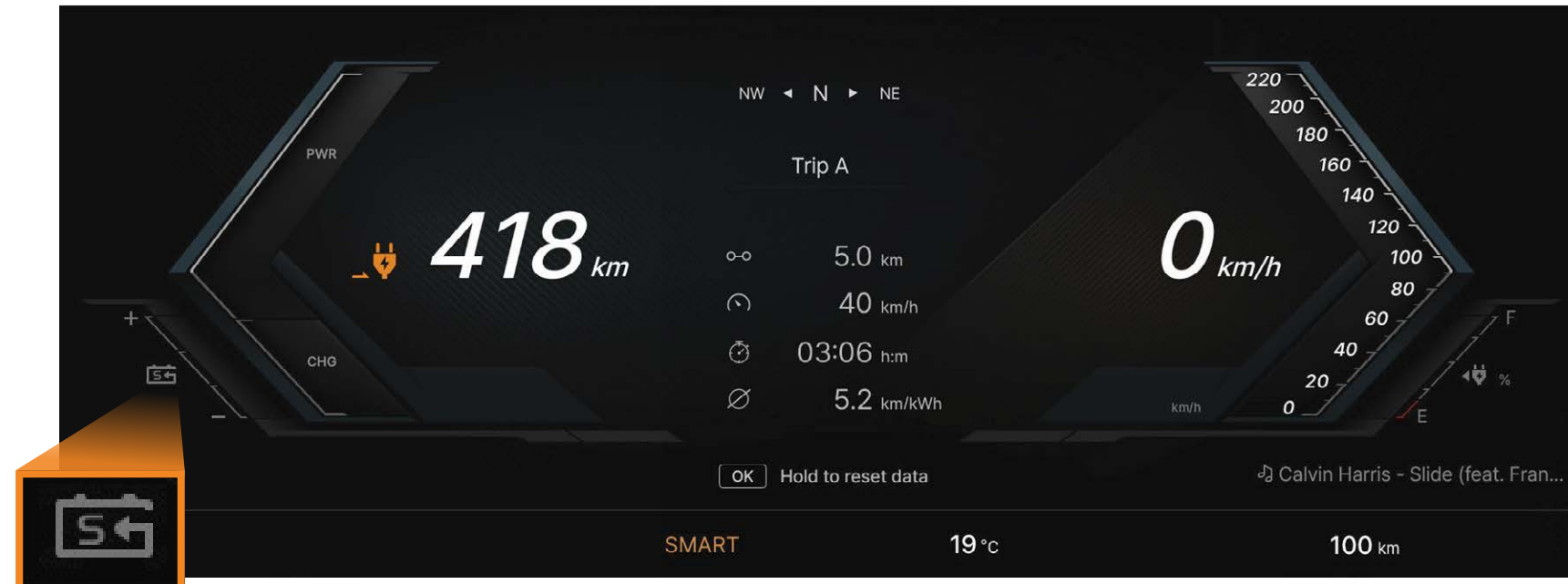
Approx.
10h 20 min



*Charging time may change based on the condition and life of high-voltage battery, charger specifications, and surrounding temperature.

YOU HAVE THE POWER

Intelligent regenerative braking automatically adapts to traffic and road conditions to improve efficiency and reduce driver effort, while flexible charging controls and clear on-screen displays keep you informed and in control. From planning when you charge to maximising energy on the move, Musso EV helps you stay efficient, relaxed and ready for whatever's next.



Regenerative Brake Control Paddle Shift

Regenerative braking level (1~3) displayed in the cluster.



Paddle Shifters

Controls the level of regenerative braking while driving through simple operation.





EQUIPMENT & DATA

STANDARD EQUIPMENT

Exterior	Musso EV
Black roof rails	✓
Full LED front headlamps	✓
Front & rear LED daytime running lights	✓
Front and rear parking sensors	✓
Rear bumper steps	✓
Convenience	Musso EV
12.3" full colour LCD cluster	✓
3D 360° monitor system	✓
Remote keyless entry	✓
Dual smart keys with start button	✓
Automatic door locking system	✓
Electric windows (front & rear)	✓
Wireless phone charger	✓
Vehicle to load (V2L) adaptor for UK 3pin plug	✓
Automatic headlamps with high beam assist	✓
Rain sensing wipers	✓
Height & reach adjustable steering wheel	✓
Intelligent Adaptive Cruise Control (IACC)	✓
Electrically operated & auto folding heated door mirrors	✓
Electrochromic interior rearview mirror	✓
Fold flat 60/40 rear seats	✓
Contour floor mats	✓

Convenience (continued)	Musso EV
Rear folding centre armrest with cup holders	✓
Illuminated sun visor	✓
Glovebox with illumination	✓
Chrome front door scuffs	✓
Range Enhancing Heating System	✓
Load bed liner with multiple anchor points	✓
Load bed LED light	✓
Climate and heating	Musso EV
Dual-zone automatic climate control	✓
Rear air vent on centre console	✓
In car entertainment	
12.3" entertainment system	✓
TomTom navigation software	✓
Apple CarPlay & Google Android Auto	✓
Bluetooth hands free	✓
USB charger and USB slot in the front (Type 'C')	✓
Two USB chargers in the rear (Type 'C')	✓
6 speakers	✓
Shark-fin antenna	✓
Remote control audio switches on steering wheel	✓

STANDARD EQUIPMENT

Comfort	Musso EV
Premium leather seats	✓
8-way power-adjustable front seats	✓
2-way driver seat lumbar support	✓
Sliding rear seat with rear incline adjustment	✓
Front seat heating	✓
Rear seat heating	✓
Front seat ventilation	✓
Heated leather steering wheel	✓
Tinted windows	✓
Solar front door glass	✓
Full length centre armrest and console	✓
Self levelling rear suspension	✓
Safety and security	
Dual airbags for driver and passenger	✓
Front seat side airbags	✓
Drivers knee airbag	✓
Curtain airbags front and rear	✓
Airbag On / Off switch for front passenger	✓
Child seat anchorage for rear outer seats	✓
Seat belts reminder warning for front and rear	✓
Driver monitoring system	✓
Autonomous Emergency Braking	✓

Safety and security (continued)	Musso EV
Lane Departure Warning	✓
Lane Keeping Assist	✓
Front Vehicle Start Alert	✓
Driver Attention Alert	✓
Safety Distance Alert	✓
Rear Blind Spot-detection	✓
Lane Change-Collision Warning	✓
Rear Cross Traffic Warning	✓
Blind Spot-Collision Assist	✓
Rear Cross-Traffic-Collision Assist	✓
Safety Exit Warning	✓
Alarm & immobiliser	✓
Wheels and tyres	
17" Diamond cut alloy wheels	✓
Tyre inflation kit	✓

TECHNICAL DATA

Engine and Drivetrain	Musso EV
Fuel	Pure electric
Maximum power (PS/kW)	237.0
Maximum torque (Nm/lbs ft)	250
Battery type	Lithium Iron Phosphate (LifeP04)
Battery capacity (kWh/Ah)	80.6
Maximum Charging Rate - kW	300
Transmission	Single speed
Performance	
Top speed (mph)	110
0-62 mph acceleration (secs)	7.98
Max unbraked trailer load (kg)	750
Max braked trailer load (kg)	2300
Towbar max load (kg)	85
Economy - WLTP	
WLTP combined driving range (miles)	235.5
WLTP city driving range (miles)	289.56

Vehicle dimensions	Musso EV
Length (mm)	5160
Wheelbase (mm)	3150
Width including mirrors (mm)	1950
Track: front/rear (mm)	1635
Height including roof rails (mm)	1750
Loadbed length (mm)	1345
Loadbed width (mm)	1515
Loadbed depth (mm)	510
Overhang: front/rear (mm)	935/1,075
Approach angle (deg)	20.2
Departure angle (deg)	24.3
Weight and capacities	
Gross vehicle weight (kg)	3090
Kerb weight (kg)	2360
Max. Roof Load (kgs)	75
No. of Seats	5
Turning Circle - Kerb to Kerb (metres)	12.4
General	
Man Corrosion Perforation Guarantee - Years	6
Manufacturers Paintwork Guarantee - Years	3
Service Interval Frequency - Months	12
Service Interval Mileage	10000
Standard manufacturers warranty - Mileage	90000 miles
Standard manufacturers warranty - Years	7-years
Insurance group	44D

*At maximum towing weight the trailer must have remote braking capability.





CUSTOMER SERVICES

We care passionately about delivering outstanding customer service. Attention to detail is important, so any question you ask, we'll do our very best to answer it.

0333 444 1954

customerservices@kgm-motors.co.uk

KGM ASSISTANCE


All KGM new vehicles come with 12-months Roadside Assistance, providing you with the best level of customer care both in the UK and on Mainland Europe.





5-YEAR WARRANTY

It's reassuring to know that the Musso EV range comes with a 5-year / 100,000-mile warranty. It's a Korean thing. When we promise something, we stick to it. If something goes wrong and it's definitely our fault, we fix it. Our customers like it, and they tell other people about it. So everybody's happy.



kgm-motors.co.uk

0333 444 1954

The information in this brochure is not binding and is subject to alteration. KGM reserves the right to change specifications at any time without notice. The colour and finishes reproduced in this brochure are subject to the limitations of the printing process and may vary from the actual colour and paint finish. This brochure does not constitute an offer of sale of any particular vehicle or specification. Please confirm exact specifications, prices and colour availability with your KGM dealer or check the KGM website. Warranty covers 5-years / 100,000-miles for Internal Combustion Engines Vehicles, or 7-years / 90,000-miles for Battery Electric Vehicles.